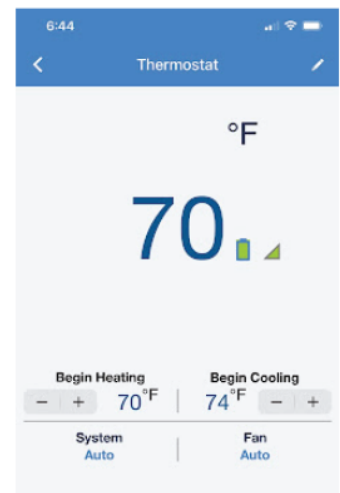
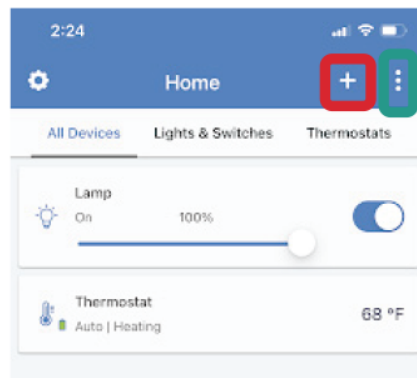
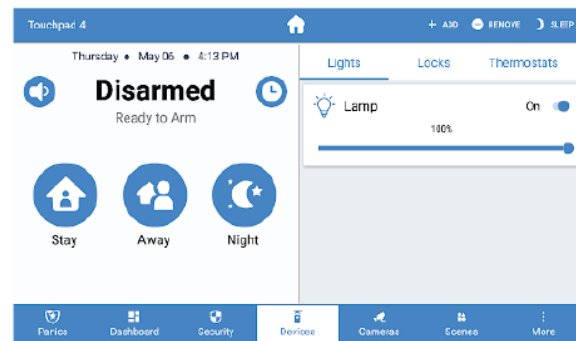


# Using your Smart Devices with Alula



An Alula Security System keeps pace with your smart, connected home. Turn on or off smart lights, lock or unlock doors and control all your Z-Wave smart devices right from your phone or touchscreen control interface. Plus, you can create scenes to do things like turn on the lights and unlock the door when the garage door opens.

- Home automation devices are sorted by type
- You can toggle devices on and off or use sliders to control a device's setting
- Tapping on the device card opens up the device details screen and allows you to edit and make customized settings for that device
- To add a device, touch the **+** symbol on the device and then follow the device instructions for including it on your network
- To remove a device, click the **triple stacked dots** next to the + and select *Remove a Device*, then follow the device instructions for removing it from your network



See reverse side for managing scenes →